

---

## Foo Input Reverse Crack Free Download [Latest] 2022

# [Download](#)

[Download](#)

## Foo Input Reverse Crack+ With Full Keygen Free [April-2022]

Version 1.2 foo input reverse will reverse the output of all tracks in your collection, to create a collection of tracks in reverse. Feature: When foo input reverse is selected, it will flip all tracks in your collection. Feature: foo input reverse also includes a button to toggle reverse mode. Feature: This add-on was designed with the help of a user named 'jaybf01' Once you install this add-on, you will have a pretty cool button that will reverse all tracks in your collection. New version available for download Added the ability to add tracks to the selected track list. Added the ability to add tracks to the selected track list. Fixed a bug where reverse would not work if your selected track was selected in the play queue. Fixed a bug where if

---

you were playing a track that was the last track in the track list, that track would not be marked as reversed. Hello! foo input reverse is a lightweight and useful add-on for foobar2000 designed to play the tracks on reverse. Requirements: [?]  
foobar2000 foo input reverse Description: Version 1.2 foo input reverse will reverse the output of all tracks in your collection, to create a collection of tracks in reverse. Feature: When foo input reverse is selected, it will flip all tracks in your collection. Feature: foo input reverse also includes a button to toggle reverse mode. Feature: This add-on was designed with the help of a user named 'jaybf01' Once you install this add-on, you will have a pretty cool button that will reverse all tracks in your collection. New version available for download Added the ability to add tracks to the selected track list. Added the ability to add tracks to the selected track list. Fixed a bug where reverse would not work if your selected track was selected in the play queue. Fixed a bug where if you were playing a track that was the last track in the track list, that track would not be marked as reversed.Design of a programmable, efficient and high resolution silicon array detector for imaging X-ray spectrometry and imaging radiography. The design of a programmable, efficient and high resolution detector is described. It consists of a set of 65 x 65 x 65 microm(3) silicon elements, each of which is a single photon avalanche diode (SPAD), enabling

### **Foo Input Reverse Crack + Free [Mac/Win]**




































foo input reverse Serial Key is a lightweight and useful add-on for foobar2000 designed to play the tracks on reverse. It allows you to take the weirdest untampered midi track you've ever found on a foobar2000 compatible device and play it in reverse. Your tracks will be imported into foobar2000 and assigned to a dummy. Each track will be given a name, a default time signature and a random key value to use when the track is played in reverse. The only problem is, if you're not using this dummy, the tracks you import in this dummy are still imported and assigned to the dummy. You can fix this by making the dummy an exported dummy, that is, you can't use the dummy at all. How to: 1. Launch foobar2000. Go to the File menu and select "Settings". 2. Click on the "Options" tab and select "Export dummy". 3. When you save the settings you'll have a new export for foobar2000. 4. Open the "Options" tab and click on the "Import" button. 5. Select "Dummy" from the "Import type" list. 6. Browse to the exported dummy. Select it. 7. Give the dummy a name and a time signature and key value. 8. Click on the "Validate" button. 9. Export your dummy to a.mid file. 10. In foobar2000, import the.mid file you just exported. 11. Go to the "Control" menu and select "Global" then "foo input reverse". 12. Browse to the dummy with the tracks you exported. 13. Play the track on reverse. 14. Do as much as possible with that track. 15. Export your tracks in foobar2000 and you're done. INSTRUCTIONS: FOOBAR2000 2.x + -----

81e310abff

---

## Foo Input Reverse Torrent

### What's New In Foo Input Reverse?

This is the first release of -highclass- foobar2000  foobar2000  foobar2000  foobar2000  foobar2000  foobar2000  
 foobar2000  foobar2000  foobar2000  foobar2000  foobar2000  foobar2000  foobar2000  foobar2000  foobar2000  foobar2000  
 foobar2000  foobar2000  foobar2000  foobar2000  foobar2000  foobar2000  foobar2000  foobar2000  foobar2000  foobar2000  
 foobar2000  foobar2000  foobar2000  foobar2000  foobar2000  foobar2000  foobar2000  foobar2000  foobar2000  foobar2000  
 foobar2000  foobar2000  foobar2000  foobar2000  foobar2000  foobar2000  foobar2000  foobar2000  foobar2000  foobar2000  
 foobar2000  foobar2000  foobar2000  foobar2000  foobar2000  foobar2000  foobar2000  foobar2000  foobar2000  foobar2000  
 foobar2000  foobar2000  foobar2000  foobar2000  foobar2000  foobar2000  foobar2000  foobar2000  foobar2000  foobar2000  
 foobar2000  foobar2000  foobar2000  foobar2000  foobar2000  foobar2000  foobar2000  foobar2000  foobar2000  foobar2000  
 foobar2000  foobar2000  foobar2000  foobar2000  foobar2000  foobar2000  foobar2000  foobar2000  foobar2000  foobar2000

---

## System Requirements For Foo Input Reverse:

Minimum: OS: Windows 7 or Windows 8.1 (64-bit) Processor: Intel® Core™ i5-2500K 3.30GHz or equivalent Memory: 4 GB RAM Graphics: NVIDIA GeForce GTX 670/AMD HD 7870 or equivalent DirectX: Version 11 Storage: 4 GB available space Network: Broadband Internet connection Additional Notes: Battlefield II has been optimized for play on consoles.  
Recommended: OS: Windows 7 or Windows 8.1 (64-

Related links:

[https://fitenvitaalfriesland.nl/wp-content/uploads/2022/06/Case\\_Converter.pdf](https://fitenvitaalfriesland.nl/wp-content/uploads/2022/06/Case_Converter.pdf)  
<https://iptvpascher.com/wp-content/uploads/2022/06/quiifabi.pdf>  
[https://www.bag-again.nl/wp-content/uploads/2022/06/User\\_Property\\_Field.pdf](https://www.bag-again.nl/wp-content/uploads/2022/06/User_Property_Field.pdf)  
[https://homeimproveinc.com/wp-content/uploads/2022/06/Snoring\\_Problem\\_Cure\\_Browser.pdf](https://homeimproveinc.com/wp-content/uploads/2022/06/Snoring_Problem_Cure_Browser.pdf)  
<http://fritec-doettingen.ch/wp-content/uploads/2022/06/jdupes.pdf>  
[http://wp2-wimeta.de/wp-content/uploads/2022/06/Alventis\\_Button\\_Workshop.pdf](http://wp2-wimeta.de/wp-content/uploads/2022/06/Alventis_Button_Workshop.pdf)  
[https://www.orariocontinuato.com/wp-content/uploads/2022/06/Microsoft\\_Small\\_Basic.pdf](https://www.orariocontinuato.com/wp-content/uploads/2022/06/Microsoft_Small_Basic.pdf)  
<https://numangaclub.com/wp-content/uploads/2022/06/elegor.pdf>  
<http://formeetsante.fr/wp-content/uploads/faynelw.pdf>  
<https://yemensouq.com/wp-content/uploads/2022/06/caedgard.pdf>